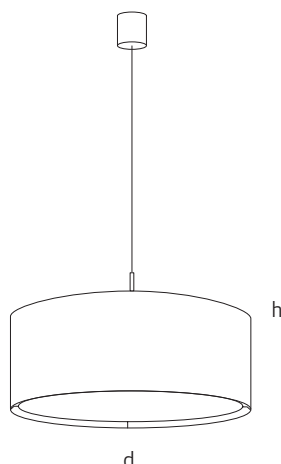




clys_drum

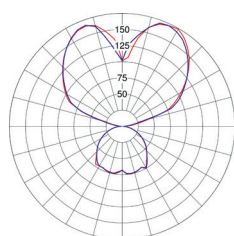
pendant lamp
design Christian Finke, 2005



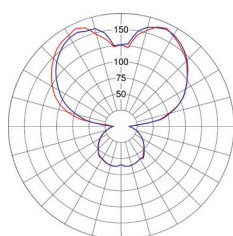
model	clys_drum 50	clys_drum 80	clys_drum 120
dimensions (dxh)	ø50x28cm	ø80x40cm	ø120x50cm
materials	fabric shade, aluminium canopy, textile cable		
weight / packing vol.	1,2kg / 0.1sqm	2,3kg / 0.31sqm	5,2kg / 0.86sqm
suspension	max. 200cm	max. 200cm	max. 200cm
protection class	II	II	I
mechanical rating	IP20	IP20	IP20
rated voltage	220-240V 50/60Hz	220-240V 50/60Hz	220-240V 50/60Hz
light source E27	1x E27 max. 60W	3x E27 max. 60W	4x E27 max. 100W
light source T5-C	T5-C 22W 1900lm	T5-C 22+40W 5300lm	T5-C 22+40+60W 10100lm
light source LED	LED mod. 2100lm	LED mod. 6300lm	LED mod. 8400lm
optional	fire protection class B1 for all sizes possible customized materials and dimensions		
light output ratio	82%	91%	88%
light distribution	top 71% bottom 29%	top 74% bottom 26%	top 71% bottom 29%

CE

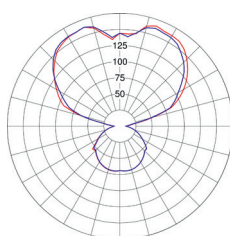
This pendant lamp is part of our *clys* collection and it is available in three different diameters 50, 80 and 120 cm. A satin-finished diffuser with light gab are installed either the under or upper side. These are easily removed. In addition, we offer customized sizes and alternative electrifications.



η =82% CD/1800lm
2G10 | T-R5 22W



η =91% CD/5000lm
T-R5 22+40W



η =88% CD/10000lm
T-R5 22+40+60W



shades

